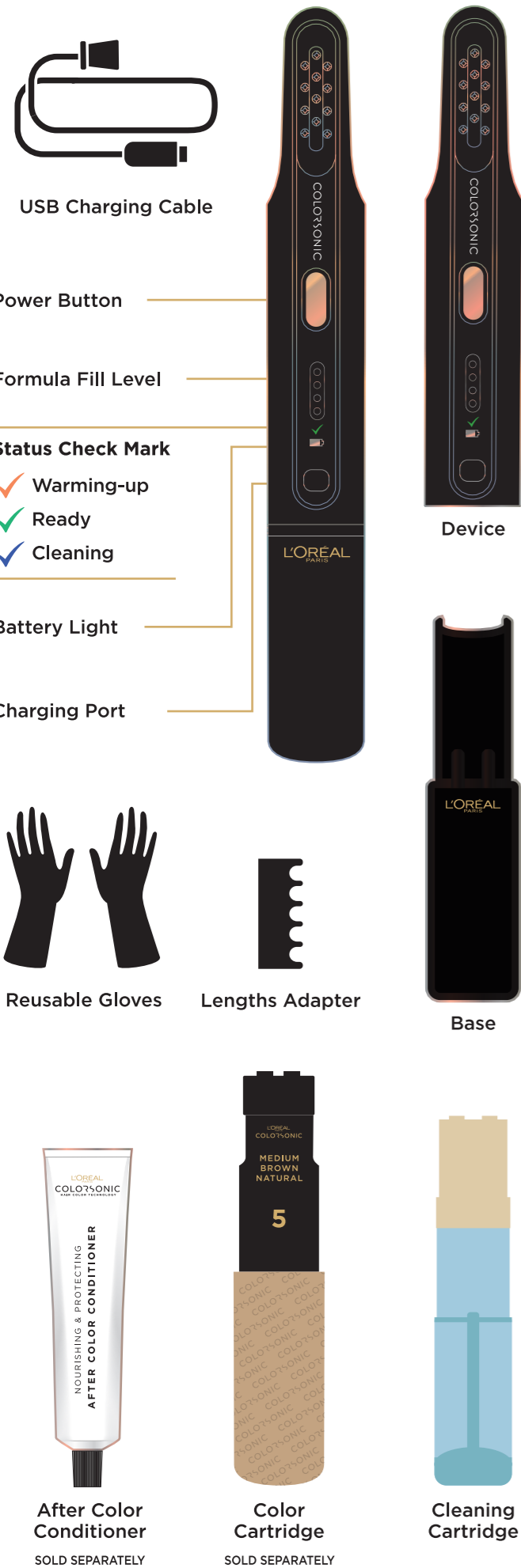


L'ORÉAL PARIS
COLORSONIC™
HAIR COLOR TECHNOLOGY



USAGE ADVISORY - SAFETY WARNINGS (READ BEFORE COLORING)

SKIN ALLERGY TEST: TO BE PERFORMED 48 HOURS BEFORE EACH USE OF THIS PRODUCT, EVEN IF YOU HAVE ALREADY USED THIS OR ANOTHER HAIRCOLOR PRODUCT. HAIR COLOR CARTRIDGE IS SOLD SEPARATELY.

IMPORTANT: HAIR COLOR CAN CAUSE AN ALLERGIC REACTION WHICH IN CERTAIN RARE CASES CAN BE SEVERE. THEREFORE, YOU MUST FOLLOW THESE PRECAUTIONS:

- DO NOT USE IF:
 - You have already had a reaction to a haircolor product.
 - You have a sensitive, itchy or damaged scalp.
- IF YOU HAVE A TATTOO, THE RISKS OF AN ALLERGIC REACTION MAY BE INCREASED. PERFORM A SKIN ALLERGY TEST 48 HOURS BEFORE EACH USE OF THIS PRODUCT, AS ALLERGIES CAN DEVELOP SUDDENLY, EVEN THOUGH YOU HAVE PREVIOUSLY USED A HAIR COLOR PRODUCT FROM THIS BRAND OR ANOTHER.

SKIN ALLERGY TEST INSTRUCTIONS:

1. Clean an area the size of a quarter in the bend of your elbow with soap and water. Pat dry.
2. Get device ready as if you were coloring your hair. Follow steps to warm-up the device.
3. Once the check mark is green on the device, press the power button to dispense a small amount of mixture on a cotton ball.
4. Apply mixture to the test area with the cotton ball.
5. Let test spot dry. **Do not wash, cover, or disturb** for 48 hours.
6. Clean device as directed to avoid malfunction before your coloration.

7. Examine test area periodically over the next 48 hours. If you experience any reactions - such as redness, burning, itching, swelling, skin abrasions, eruptions or irritation in or around the test area, **DO NOT COLOR YOUR HAIR UNTIL YOU CONSULT A DOCTOR.**

IMPORTANT WARNINGS

- IN CASE OF A REACTION WHILE COLORING HAIR, such as stinging, rash or burning sensation on the scalp, rinse immediately and discontinue use. IF YOU EXPERIENCE DIFFICULTY BREATHING, TIGHTNESS OF CHEST AND/OR HIVES OR SWELLING AT ANY PLACE ON THE BODY, DISCONTINUE USE AND OBTAIN MEDICAL ASSISTANCE IMMEDIATELY. BEFORE COLORING AGAIN CONSULT A DOCTOR.
- IN RARE CASES, THE USE OF HAIR COLORANTS HAS BEEN ASSOCIATED WITH SKIN DEPIGMENTATION (SKIN WHITENING OR LOSS OF COLOR). THIS MAY BE TEMPORARY OR PERMANENT. IF YOU NOTICE ANY SKIN DEPIGMENTATION OR ALLERGIC REACTION SUCH AS PAIN OR SEVERE ITCHING, DISCONTINUE USE IMMEDIATELY.
- Avoid contact with skin and eyes. Do not use to color eyelashes or eyebrows; to do so may cause blindness.

- If product gets into eyes, rinse with water. If you are wearing contact lenses, remove them before rinsing the eyes. Call a doctor if irritation persists.
- Wear re-usable gloves provided in the device box.
- Thoroughly rinse hair after application.
- For any question relating to your individual sensitivities or specific allergies, consult a doctor.
- Do not use on facial or body hair or for any purpose other than coloring your hair. Irritation or injury could occur.
- Wait at least 14 days after bleaching, relaxing or perming before coloring.
- Do not inhale or ingest. Prepare and use in a well-ventilated area. If swallowed, call doctor, hospital emergency room, or poison control center immediately.
- Do not use over compound henna or progressive color.
- Keep product out of the reach of children. Do not apply on children

FOLLOW THE APPLICATION INSTRUCTIONS.



WATCH THE HOW-TO VIDEO

We're here to help!
Call us with technical or hair color questions, comments, or for personalized advice:
1 833-856-7325

DIST. BY L'ORÉAL USA INC, NEW YORK NY 10001
RPO03/A PRINTED IN CHINA

HELLO! MEET COLORSONIC

1. GET READY

1. Ensure device is fully charged
Release base from device
2. Insert color cartridge into base
will flash orange
3. Insert base back into device
4. Tilt device over sink at upward angle
Hold power button until bristles move, then release to warm-up
Formula will come out, allow it to flow for 20 seconds. This ensures formula is properly mixed
Do not apply until is green

2. COLOR

- ALL-OVER COLOR**

Use if: you have never colored your hair, you want to lighten or darken 2 or more levels, or you have not colored in 3 months or longer

 1. Detangle dry, unwashed hair completely
With gloves on, place device bristles at front of hairline
 2. Press & hold power button
As you would brush your hair, move device slowly from front to back
Remember nape of neck
 3. Release button between strokes to avoid dripping
 4. Place lengths adapter over bristles
Listen for click
 5. Press & hold power button
Glide bristles from lengths to ends, until full head is saturated
Use other hand to guide
 6. Use hands to smooth color through roots & lengths
 7. Process for 30 minutes
Rinse until water runs clear
Apply after color conditioner, massage through hair
Wait 2-3 minutes, then rinse

ROOT TOUCH-UP

Use if: you color every 4-6 weeks with this shade or a similar shade, or in between colorings to cover unwanted grays


 1. Detangle dry, unwashed hair completely
With gloves on, place device bristles at front of hairline
 2. Press & hold power button
As you would brush your hair, move device slowly from front to back
Remember nape of neck
 3. Release button between strokes to avoid dripping
 4. Use hands to smooth color through roots
 5. Process for 30 minutes
If lengths need refresh, pull color through with gloved hands for the last 5 minutes
Rinse until water runs clear
Apply after color conditioner, massage through hair
Wait 2-3 minutes, then rinse

Multi-use cartridge: Check fill level. If cartridge has not been fully used, store away in dry place for next application. Use cartridge within 4 months after first use.


3. CLEAN

1. Clean device after use to avoid malfunction
Rinse: device bristles, lengths adapter, reusable gloves
 2. Release base from device & remove color cartridge
If cartridge is not empty, save for next use
 3. Open cleaning cartridge, fill with warm water to fill line & securely close
Place into base, then insert back into device
will flash blue
 4. Tilt device over sink at downward angle
Hold power button until bristles move, then release to begin cleaning
Water will flush through device for 2 minutes
Device is clean when is green
 5. Remove cleaning cartridge from base & dry
Device will automatically turn off after 2 minutes
- Store device & accessories back in box**

CLEANING CARTRIDGE



L'ORÉAL
PARIS

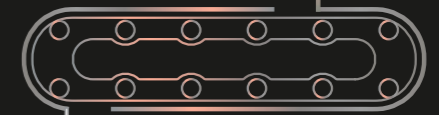


COLORSONIC



L'ORÉAL
PARIS
COLORSONIC™
HAIR COLOR TECHNOLOGY

LENGTHS ADAPTER



HAIR COLOR SAFETY & INSTRUCTION SHEET



HAIR COLOR CARTRIDGE



AFTER COLOR CONDITIONER

BECAUSE YOU'RE WORTH IT



REUSABLE GLOVES